

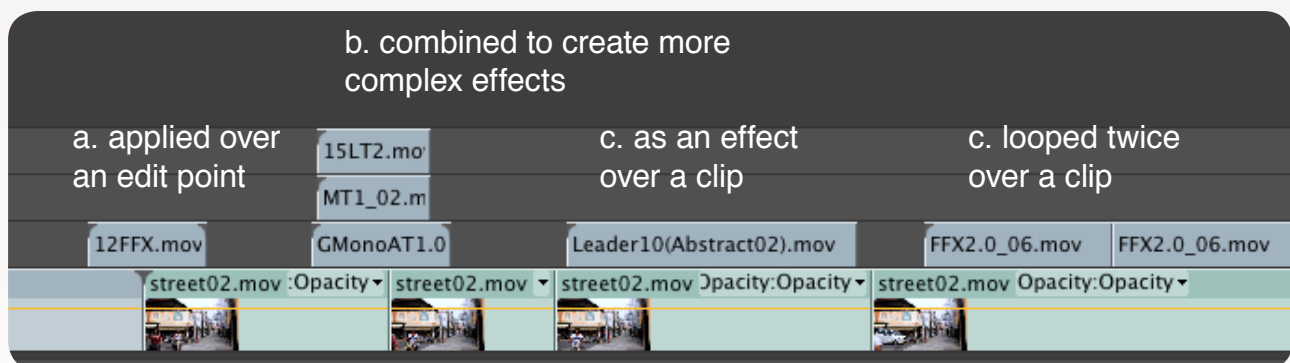


## Alpha Transitions & Overlays

11 versatile packs of transitions and effects which can be used either individually or combined to create unique looks for your project. Compatible on both PCs and MACs.

### 1.0 What are Luca's Alpha Transitions and Overlays?

These are film effects, hi-tech overlays and other freely interpreted stylish motion graphics created from scratch in order to provide editors with useful and affordable drag and drop, short "single clip" effects to be placed over an edit point (See Pic. 1).



Pic. 1 - Showing possible ways of applying Alpha Transitions and Overlays

The clips are in Animation Codec or otherwise in ProRes 4444. They all come with a handy embedded alpha channel. This means that using Composite Modes like Screen or Add is an option that does affect the look of the transition but is not necessarily required. However, a number of alpha transitions may work best with a Composite Mode selected.

## 1.1 What kind of effects are they?

Our alpha transitions and overlay consists of a variety of animated 'clip ready' transitions and effects giving the user more creative options for projects in just a few simple steps. Used independently or combined, they reproduce a number of different effects such as light leaks, grunge fx, including dirt and scratches as well as a number of unique modern and contemporary looking mograps (i.e. High Tech Vol 1 and 2). These collections include freely interpreted transitions in a variety of shapes, colors and lengths which offer alternative solutions to standard transition effects. These packs include loopable animated textures and effects which could be applied throughout a project. All clips are 1920x1080 in frame size.



For a short demo on how to use Alpha Transitions and Overlays, please click on the image on the left which will direct you to our YouTube video demonstrating the basics you will need to know.



Film Fx Transitions Pack 1.0



30 clips reproducing either individually or combined a number of film effects most of which are camera light leaks: the effect of light leaking inside a film camera and/or the negative being, somehow, exposed to light. Also available as a bundle or as individual clips. All transitions come with transparency already in place and are in Animation Codec.



## Film Fx Transitions Pack 2.0


23 unique grungier film effects, including more light leaks, film burns, scratches and dirt. With this new release we are also introducing new leaders and old film textures. Also available as a bundle or as individual clips. All transitions come with transparency already in place and are in Animation Codec.



## Light Transitions Pack 1.0



33 freely interpreted transitions coming in a variety of shape, color and length that offer alternative solutions to standard transition effects. Also available as a bundle or individual clips. All transitions come with transparency already in place and are in Animation Codec.



## Light Transitions Pack 2.0

Continuing where Light Transitions Pack 1.0 left off, these 45 unique light transitions come in a variety of dynamic shapes, colors and lengths offering a alternative solution to standard transition effects. All transitions come with




transparency already in place and are full HD ProRes 4444.



Leaders Collection

16 clips reproducing the unique effect of a film leader displaying text, usually at the beginning of a film roll, we offer one free text customisation to everyone buying this product. Also available as a bundle or as individual clips. All transitions come with transparency already in place and are in Animation Codec.



Grunge Alpha Transitions

This pack includes Grunge Multicolored and Monochrome Alpha Transitions packs. Both Grunge Multicolored and Monochrome Alpha Transitions have 22 freely interpreted animated transitions coming in a variety of shapes, colors, textures and lengths with transparency already in place. All transitions come with transparency already in place and are in Animation Codec.




## Modern Transitions

86 freely interpreted contemporary transitions inspired by geometric and light forms and shapes. Please click [here](#) to view the Modern Transitions Vol. 1 Guide for a quick reference to the available transitions listed in three categories; *Minimalist / Monochrome, Light-Based, Abstract* (Including some freely inspired by the Suprematism movement). To try out this entire pack for free, download the watermarked version by clicking on the 'Free Trial' button on [this page](#). All transitions come with transparency already in place and are full HD ProRes 4444.



## High Tech Elements Vol.1



20 motion graphic elements compatible with both PC and Mac, this pack contains motion graphics such as random text, digital gears, radars and graphs. The user can resize, rotate, crop, modify opacity, use composite modes, apply effects and most importantly combine them. Available free with the purchase of XOverlays. All transitions come with transparency already in place and are full HD ProRes 4444.



## Hi-Tech Overlays



Access to a vast library of motion graphic elements including stunning holograms, screens, sci-fi mographs, fractals and a lot more. These work with both Pc and Mac. Designed to add stylish high tech elements as overlays to a great variety of projects. Accessible 24/7, you can download what you want, when you want! Simply login, preview and download with just a click. Featuring



Displays, Fractals, Lower Thirds and Sci-Fi Mographs elements which can be applied and customised in various ways.



Choose the default looks supplied for a quick and easy solution for your needs or compile your own high tech graphic by mixing and matching any number of separate elements to create a truly unique style. Use composite modes such as add, screen and hard light; color correction, size, opacity, distort, position etc. in



order to modify the look to taste.

High Tech Vol. 1 is included in the library with the purchase of this collection making Hi-Tech Overlays the ultimate indispensable pack.

Please view the Hi-Tech Overlays Demo to get an idea on how to implement these mograps with your project. All transitions come with transparency already in place and are full HD ProRes 4444.



## Backgrounds & Overlays

This versatile pack of Backgrounds & Overlays, delivered in Full HD, is an indispensable addition to any editors library. Fully customizable using the host's blend modes, speed change, scale, crop and any desired third part or built in effects. They may suit a wide variety of productions including promos, VJing, sport, music, news, corporate, creative videos and more.

Import them into your project library, if you wish to create a background for text, logos, mograps or scaled-down video clips drop them in the timeline underneath the selected media. However if you wish to create overlaying subtle effects on top of your videos drop them on top of the desired clip and select blend modes to find your favourite look.

Please note that stacking several instances of Backgrounds & Overlays allows the creation of complex and beautiful effects by simply using blend modes. Use effects such as blurring and distorting fx to maximise your customization.



## Hud Elements 4K



HUD Elements 4K has been designed for video editors and motion graphics artists who need a quick and easy way to build hi-tech mographs and sci-fi hud interfaces from scratch.

Combine/composite as many elements as desired. The user can choose among over almost 140 elements (2D, 3D, plain white, colored, glowing, with build in etc.) Since they are 4K it is possible to scale up the mographs without causing pixilation or excessive loss of quality.

The files are delivered in two main codecs, H.264 and ProRes4444. While the latter come with an alpha channel, hence transparency already in place, the former have embedded black background, which can be easily removed by either applying a blend mode like Screen or Add or a keyer like luma key, this is the recommended option if the user wishes to apply filters and color corrections to the mographs\*.

By delivering most motion graphics in H.264 we were able to keep down the file size, however, those mographs delivered in ProRes4444 and Animation Codec holding an alpha channel are considerably bigger in size. All mographs with colors, gradients, glows and shades are in ProRes4444 or Animation Codec.

All mographs can be further customized by applying filters, modifying scale, rotation, blend modes and color correction plugins.

\* The pack includes a small number of static images, which are mainly complementary frames and grids.





## Light Transitions Pack 3.0


Following the great success of Light Transitions pack 1.0 and 2.0 here's a selection of brand new combinable light transitions, for the first time in 4K resolution. These are freely interpreted light effects to use as transition between clips that offer alternative solutions to standard transition effects.

Light Transitions Pack 3.0 picks up where Light transitions Pack 2.0 left off with more dynamic freely interpreted transitions coming in a great variety of shapes, colors and lengths that are sure to add a sophisticated touch to your edit. They may suit a wide variety of productions including TV shows, promos, sport, music, news, corporate, creative videos.

Whether you need a stylish, quick and simple alternative transition or a more colorful and complex one, you can choose among 50 different effects and modify them in many ways. Use your software or third party effects as well as the built-in video controls (Scale, Rotate, Opacity, Blend Modes or Speed Change) to modify the look as desired. Also stack several of them on top of each other to create endless variations. They come with alpha channel, use blend modes Screen or Add to enhance the brightness. Enjoy!



## VJ Textures 4K



Developed to be used with any editing and compositing software on both PCs & Macs, VJ Textures 4K delivers a wide variety of animated motion graphics in the form of ready to use clips. With a whopping 30 seconds in length each clip was carefully designed to be played against music in many types of projects. Scroll down to find out more and to watch the demo.

VJ Textures 4K is a collection of indispensable motion graphic clips designed to be played and mixed with music for gigs and a variety of events as well as music videos, docs etc. Each 30 second clip can be easily customized and modified using your software's built-in video controls (Scale, Rotate, Opacity, Blend Modes or Speed Change, Effects) to create an individual style. Play these clips individually, mix them up, or fade them in...

Supplied in 4K, these motion graphic footages can be projected on to large surfaces without losing quality or used as backgrounds and overlays for a variety of projects. The collection includes tunnels, abstract waves, geometric shapes, color blocks and more.



## Glitch Pack 1.0

Add digital and analogue interference effects and transitions to your project with Glitch Pack 1.0. Created to be used with most editing and compositing software on both PCs & Macs, Glitch Pack1.0 delivers 40 animated motion graphics in the form of ready to use clips that can be customized in the same way you customize generators.

Glitch Pack 1.0 is a collection of 4K animated glitches designed to be used in any editing and compositing software to add digital and/or analogue interference effects and transitions to your project.

Each clip can be easily customized and modified using your software's built-in video controls (Scale, Rotate, Opacity, Blend Modes or Speed Change, Effects etc.) to create an individual style. Play these clips individually, overlay them with or without blend modes such as vivid light or hard light to create your unique look, or use them as transitions...

Watch the demo and discover the variety of styles achievable with Glitch Pack 1.0 and see the tutorial to learn how to make the most out of your Luca Visual FX's Alpha Transitions and Overlays,



## 1.2 How to put them into action?

**Step 1:** Download the clips and place them in your preferred drive and folder

**Step 2:** Within your NLE or compositing application, import the desired clip/s as you would any other clip (Please watch the video tutorial via this [link](#)).

**Step 3:** From the Browser drag and drop your alpha transition or overlay into the timeline right on top of your selected edit point. For example, if you have your video clips in V1 drop the Alpha Transition/Hud Element/Overlay on V2 right above a cut ([See Pic. 01](#)). Then shift/reposition the overlay to achieve the desired result.

**Step 4:** Render, preview the transition and customize\* it as you wish:

You can resize, rotate, crop, modify opacity of the transitions. Use a composite mode like Screen or Add or compose modularly your desired effect using two or more of them by overlapping them and/or putting them in sequence. You can also apply speed changes. (\*For more info see section 2.0 below).

**Note:** Although some of these clips were designed for use as transitions, you can also use them as a quick effect over a clip.

**Avid Media Composer:** Editors using Avid Media Composer should import clips at 1:1. Since files are transcoded upon import, the alpha will need to be inverted.

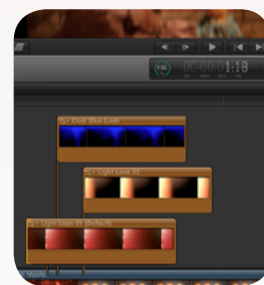
## 2.0 Can I customize Overlays and Alpha Transitions?

Absolutely, it is entirely up to you how you can modify the final look of the overlay and transition. The most common options are:

- Apply composite modes like “screen”.
- Modify Size, Position, Opacity etc. Using the Motion Tab controls.
- Apply filters to modify color, texture, shape etc. (See example in Pic. 4 below)
- Apply slight Speed changes to modify the clip’s length.
- Use more than one clip to produce a more complex effects. (See Pic. 5) This is particularly recommended with Luca’s Film Fx 1 & 2, Light Transitions, Modern Transitions and High Tech Elements Vol.1 & 2.

One of the advantages of using the clips as a transition is that the affected outgoing and incoming clips do not need extra handles\*. By repositioning the clip transition in the timeline you can decide when and how the effect starts and end. By cutting and keeping a few frames of it you can also make the effect look like very rapid effect.

**Important note:** Some of the clips have richer and more dramatic, complex textures while others are simpler. This is to allow you to use the latter type as possible additional layers in a modularly combined group of transitions.



Pic. 4 - Luca’s 10FFX, Colors modified with 3 Way Color Corrector filter    Pic. 5

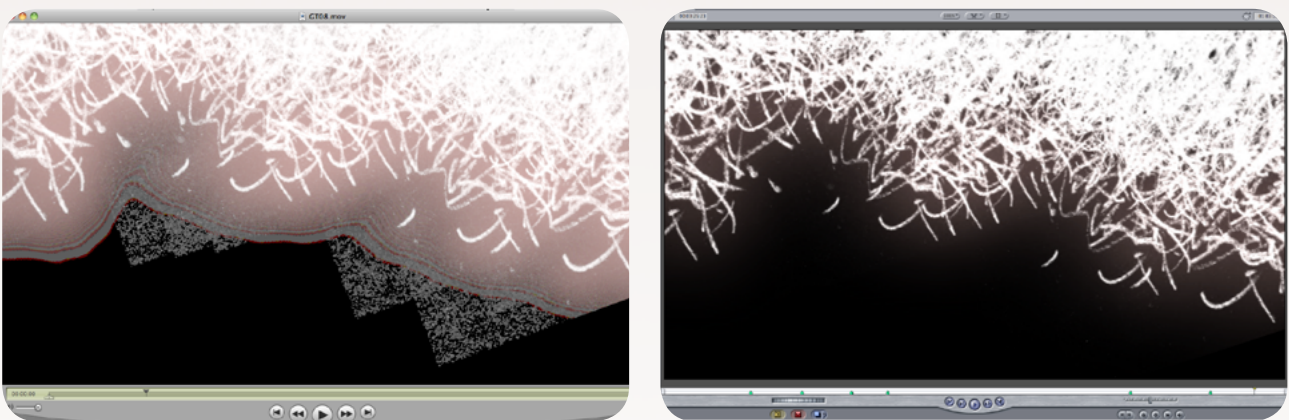
\* If you are not familiar with “handles” please look into your NLE application manual or read the first part of this article: [http://www.kenstone.net/fcp\\_homepage/basic\\_transitions.html](http://www.kenstone.net/fcp_homepage/basic_transitions.html)

### 3.0 Do I need to render the clips once they are in the timeline?

Yes, however, tests have shown that rendering takes very little time (usually a few seconds in both PC and Mac environments). Speed obviously depends on many factors such as machine specs, RAM, number of applications running at the same time, hard drive configuration etc. (Please see section 5.0 for OS and System Minimum Requirements)

### 4.0 Why does the clip look completely different when played in QuickTime or other players?

Don't worry, that is absolutely normal! These clips were exported with straight alpha channel to best preserve transparency and have been created exclusively for use inside an editing or compositing application. As the images in 'Pic. 6' demonstrate, the apparent "mess" that you see in QuickTime or any other player disappears inside a host application like Premiere Pro, FCP or any other.



Pic. 6 – On the left, a frame as it appears in QuickTime. On the right as it looks once inside the host application, in this case Final Cut Pro.

### 5.0 What are the OS and Software minimum requirements?

All Alpha Transitions are compatible with both Mac and Pc and with software including Adobe Premiere Pro and After Effects, Avid Media Composer, Final Cut Pro, Motion, Resolve





If you have a significantly old version of a NLE or compositing application download the demo samples to test them first. For example, tests on Adobe Premiere Pro 6.0 were successful. However, really old versions like Adobe Premiere 1.5 are not recommended. 3 watermarked demo clips can be downloaded directly [here](#).

**Important:** The minimum hard drive space\* required to store each pack are as follows:

**Film Fx Transitions Pack 1.0** is 1.5GB (Download size 361.1MB)

**Film Fx Transitions Pack 2.0** is 4.06GB (Download size 1.61GB)

**Leaders Collection Pack 1.0** is 3.2GB (Download size 1.38GB)

**Light Transitions Pack 1.0** is 1.5GB (Download size 430.9MB)

**Light Transitions Pack 2.0** is 4.4GB (Download size 3.1GB)

**Grunge Monochrome Alpha Transitions** 4 GB (Download size 1.24GB)

**Grunge Multicolored Alpha Transitions** is 5 GB (Download size 1.83GB)

**Grunge Alpha Transitions** is 9 GB. (download size 3.07GB)

**Modern Transitions Vol. 1** is 1.78 GB (download size 1.59 GB)

**High Tech Elements Vol. 1** is 3.18 GB (download size 1.69 GB)

**Hi-Tech Overlays** size varies depending on how much is downloaded

**Backgrounds & Overlays** is 11.23 GB (download size 11.14 GB)

**Hud Elements 4K** size varies depending on how much is downloaded

**Light Transitions Pack 3.0 (4K)** is 16.39 GB (download size 9.4 GB)

**VJ Textures 4K** is 10.54GB (download size 9.8GB)

**Glitch Pack 1.0** is 35.55GB (download size 30.21GB)

\* These values are approximates.

\*\* Some Alpha Transitions and Overlays are also available as [bundles](#), and [individual clips](#) at [www.lucavisualfx.com](http://www.lucavisualfx.com). Please follow the links to find out more.